

ASSEMBLY INSTRUCTIONS
ETHAN SOFABED

IMPORTANT: READ THESE INSTRUCTIONS CAREFULLY BEFORE ASSEMBLING OR USING YOUR ETHAN SOFABED.

PLEASE KEEP THESE INSTRUCTIONS FOR FUTURE REFERENCE.

HEALTH & SAFETY:

DO NOT jump on this sofabed.

DO NOT use this sofabed if any parts are missing, damaged or worn.

DO NOT use this sofabed unless all fixings are secured.

Please keep small parts out of reach of children. Always use on a level, even surface.

WARNING: If this sofabed is placed on a non-carpeted floor you must place some protection under all legs to stop the bed frame from moving. If this is not adhered to there is no guarantee if the bed frame collapses.

CARE & MAINTENANCE:


Assemble in the room of use.

Periodically check all screws & fixings to ensure they are secure.

DO NOT push the sofabed as this will damage the legs.

Always lift the sofabed with two people to reposition.

Keep any sharp objects away from the sofabed.












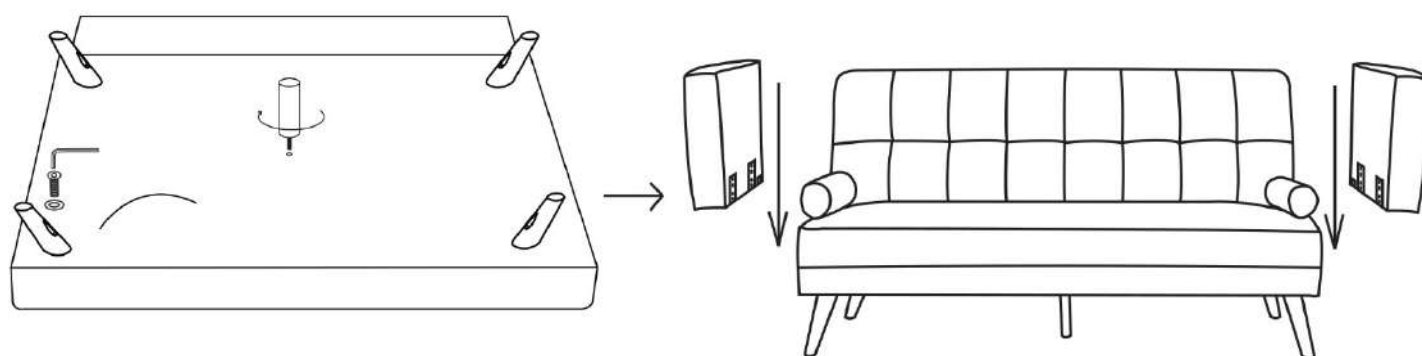
Birlea

Suppliers of inspiration

Vendor: : S000257



ITEM	DRAWING	DESCRIPTION	Q' TY	Box
A		LEG	4 PCS	1
B		MIDDLE LEG	1 PCS	1
C		BOLT	4 PCS	1
D		FLAT WASHER	4 PCS	1
E		ALLEN KEY	1 PCS	1
F		ARMREST	2 PCS	2
G		SMALL PILLOW	2 PCS	1



Additional Information:

- For complete product information, images and dimension diagrams please visit the website www.birlea.com
- If you have any issues with your item please contact the retailer directly you purchased it from who will be able to resolve any issues with Birlea.
- Why don't you send us photos of your assembled furniture to info@birlea.com to be shared in our #birlea feature on Instagram.



Birlea

Suppliers of inspiration